

# Scripture Journaling Scavenger Hunt

Directions:

Cut out each scripture reference below. Place them in the location stated underneath the scripture. Gather journaling supplies for each member of your family. These supplies will be used daily/weekly during family scripture study.

## SCRIPTURE CLUES

### **John 12:2**

There they made him a supper; and Martha served: but Lazarus was one of them that sat at the table with him.

(give this clue to your family members to start the hunt!)

### **Matthew 7:7**

Ask, and it shall be given you; seek, and ye shall find; knock, and it shall be opened unto you:

(hide this clue under the kitchen table)

### **Mark 14:23**

And he took the cup, and when he had given thanks, he gave it to them: and they all drank of it.

(hide this clue outside your front door)

### **Colossians 3:16**

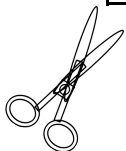
Let the word of Christ dwell in you richly in all wisdom; teaching and admonishing one another in psalms and hymns and spiritual songs, singing with grace in your hearts to the Lord.

(hide this clue in your kitchen by the cups)

### **Matthew 6:6**

But thou, when thou prayest, enter into thy closet, and when thou hast shut thy door, pray to thy Father which is in secret; and thy Father which seeth in secret shall reward thee openly.

(hide this clue by a hymn book, piano, or CD player)



# Scripture Journaling Escape Room

Materials (most can be found at the dollar store):

3 Bike locks

1 small Keyed lock

Small utility box that can be locked

watercolor paints/paint brush/water cup

small rug

device that can read QR codes

cipher wheel printed and put together



## CLUES HIDDEN AROUND THE ROOM

### Hidden Message

Write the numbers to one your bike combinations with white crayon on a white paper. Place this clue on a table next to the paintbrush, paint set, and water cup in your escape room.

### Cypher Message

Tape the cypher message paper to a wall in your escape room. When decoded the message reads "look under the rug". Make sure to hide the key to your lock under the rug in your escape room, too.

### QR Code

Go to the following website: <https://www.qr-code-generator.com/#text>  
Enter the combination to one of your bike locks in the text box. After generating the QR code, print and place it somewhere in your escape room. Make sure you have a device that can read QR codes ready during the activity.

### Math Equation

On a blank piece of paper, write three math problems with each answer being a number to the bike lock combination. Place this paper in your escape room.

# Cypher Wheel


Directions:

Print both of the cypher wheels on different color cardstock. Place the small wheel on top of the large wheel and connect with a brad in the center. To decrypt the code, your family will need to align the letter E in the small wheel with the N in the large wheel. (Look at the example). Tell your family the proper alignment by having them find the last two letters in the last verse in the New Testament and match them up. Make sure the cypher wheel is not aligned before the activity starts.

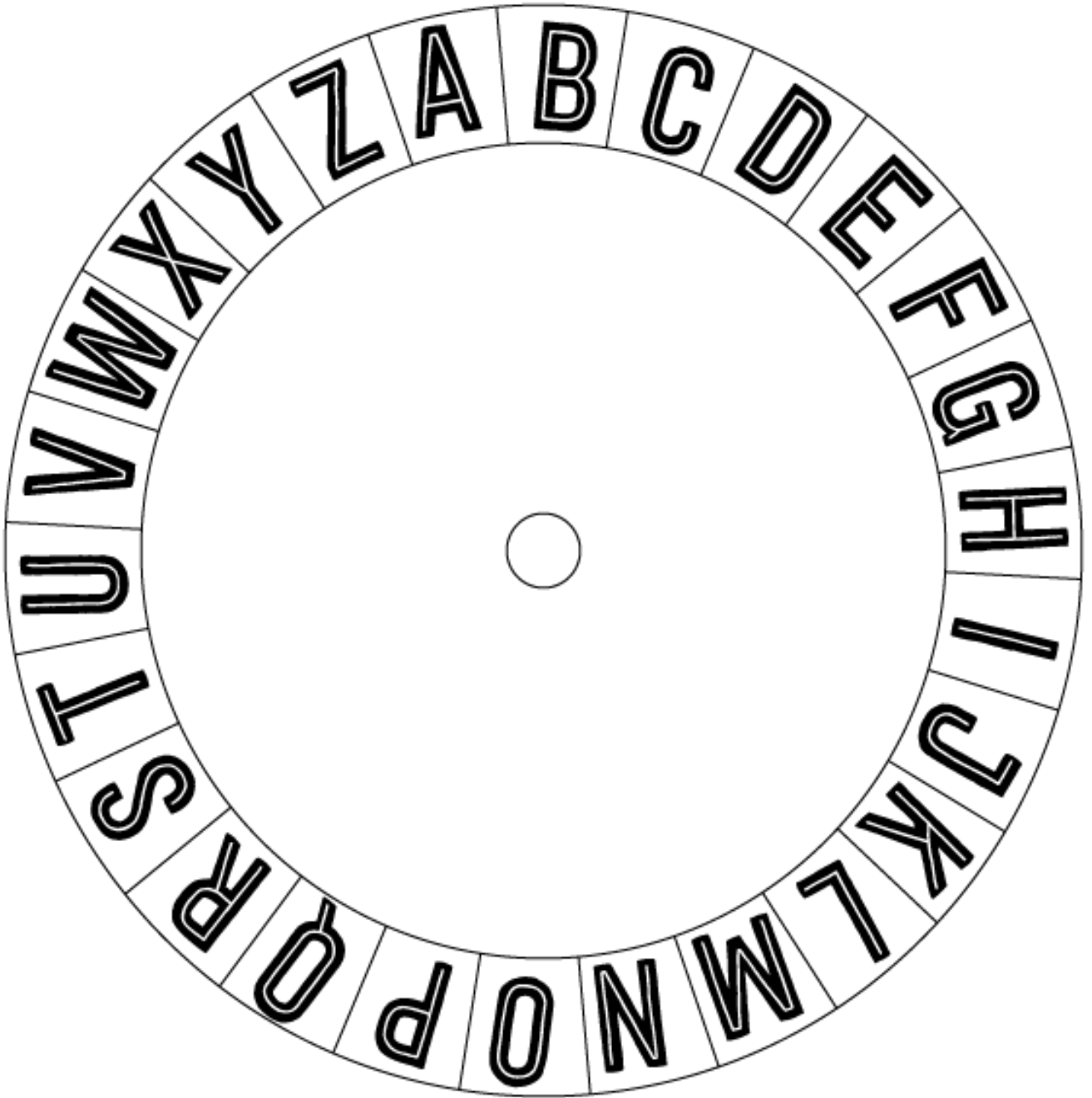


Once the wheel is aligned properly you can decipher this message. To do this family members will look at the first letter of the secret code. Once it is found on the large wheel find the letter right below it on the small wheel.

The letters on the small wheel will be the decrypted text. For example, the first letter of the secret message is "c". When the wheel is aligned properly, underneath the "c" is the letter "L". Your family would write the letter L and look for the next letter. The clue when decrypted should read "look under the rug". Make sure that a key is hidden under the rug for your family to discover!



# Cypher Wheel



C F F B

L E U V I

K Y V

I L X

# Scripture Journaling Escape Room